

C W F I B E R L A S E R

# CW-1500SM-L-PLD

en | Data sheet | 1.0

- Ideal for Additive Manufacturing, Laser Cutting and Welding
- Excellent power stability and optical characteristics
- High safety standard due to Performance Level D



|                              |                             |                                   |                    |
|------------------------------|-----------------------------|-----------------------------------|--------------------|
| Wavelength                   | 1080 nm                     | Cooling method                    | Water              |
| Nominal output power (CW)    | 1530 W                      | Cooling flowrate                  | 12 l/min           |
| Laser operation mode         | CW, modulated               | Cooling power                     | 4.5 kW             |
| Beam parameter product (BPP) | 0.45 mm*mrad <sup>[1]</sup> | Aiming beam                       | Standard           |
| Fiber core diameter          | 14 µm <sup>[2]</sup>        | Output type                       | QBH                |
| Modulation frequency         | 1 – 20 Hz                   | Supply voltage AC                 | 220 V              |
| Power instability Ø          | 2%                          | Current consumption               | 20.45 A            |
| Power tuning range           | 10 – 100%                   | Power consumption @ 20°C          | 4500 W             |
| Polarization                 | Random                      | Operation temperature             | 10 – 40 °C         |
| Fiber length                 | 10 m <sup>[3]</sup>         | Storage temperature               | -20 – 50 °C        |
|                              |                             | Mechanical dimensions (W × D × H) | 482 × 571 × 135 mm |
|                              |                             | Net weight                        | 32 kg              |

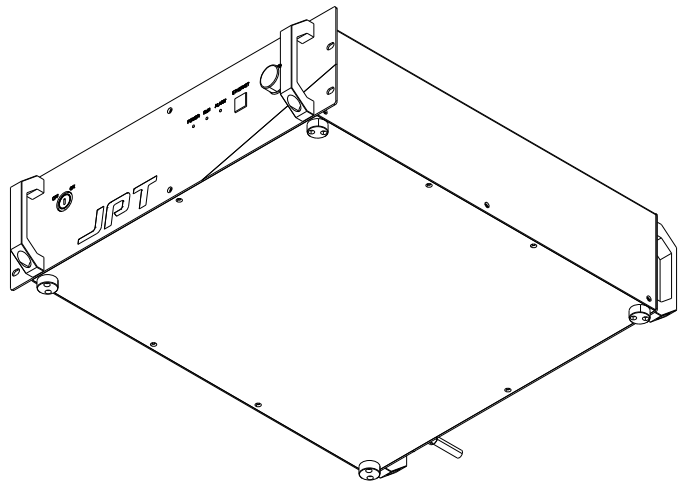
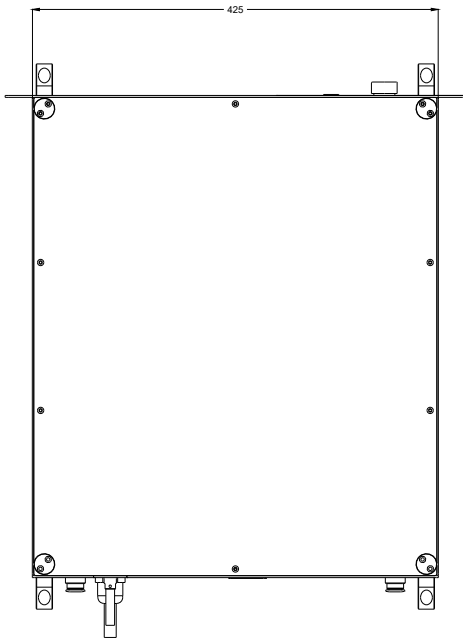
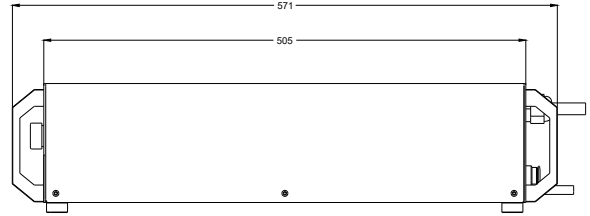
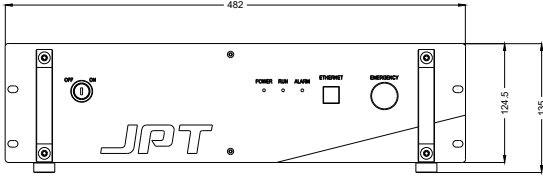
Product customizations are possible on request.

<sup>[1]</sup> Depending on fiber core diameter

<sup>[2]</sup> Other available fiber core diameters: 20 µm / 25 µm

<sup>[3]</sup> Other available fiber lengths: 15 m / 20 m





Laser product  
Class 4

## JPT

Manufacturer

CW fiber laser

CW-1500SM-L-PLD

Dimensions are given in millimeters and are intended as reference values.  
Binding information is available on request.

